

SEAL


TO THE BEST OF MY
KNOWLEDGE, THE PLANS
AND SPECIFICATIONS
COMPLY WITH THE
APPLICABLE MINIMUM
BUILDING CODES AND THE
APPLICABLE FIRE-SAFETY
STANDARDS AS DETERMINED
BY THE LOCAL AUTHORITY IN
ACCORDANCE WITH THIS
SECTION AND 633 FLORIDA
STATUTES.

STEPHANE L'ECUYER
AR 93637



ISSUE FOR:

AAC SUBMITTAL



| REV. | DATE | DESCRIPTION |
|------|------------|---------------|
| 01 | 05-13-2025 | DRC SUBMITTAL |
| | | |
| | | |
| | | |
| | | |

ALL MEASUREMENTS MUST BE VERIFIED BEFORE
BEGINNING THE WORKS. NO MEASUREMENTS ARE TO
BE SCALED DIRECTLY FROM THIS DRAWING.

Key section

Client

VERA FUND
NICK POLYUSHKIN
& YURI KHARITONENKOV
TEL: 305.833.3303

Project

**1600 S FEDERAL HIGHWAY
(MIXED-USE PROJECT)**

1600 SOUTH FEDERAL HIGHWAY,
POMPANO BEACH, FL 33062

Title

**LEVEL 3.5
PHOTOMETRICS**

Drawn

J. WU

Field

ARCHITECTURE

Verified

N. TREMBLAY

Scale

as shown

Approved

S. L'ECUYER

Date

06-02-2026

Project Manager

J. WU

Dwg. no.

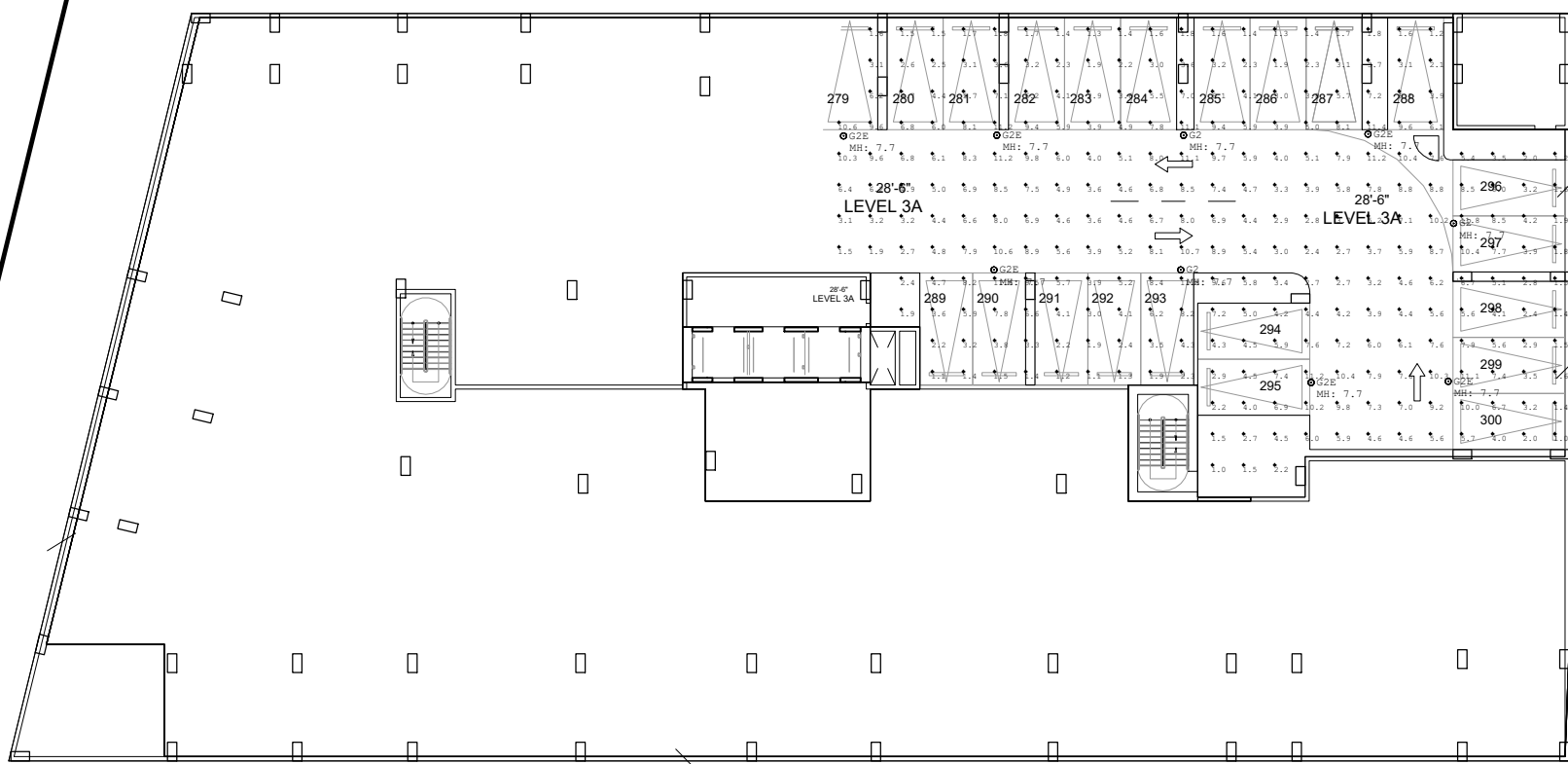
P-004

Project

24-838

| Calculation Summary | | | | | | |
|----------------------|-------------|-------|------|------|-----|---------|
| Label | CalcType | Units | Avg | Max | Min | Max/Min |
| Parking Garage Floor | Illuminance | Fc | 5.14 | 11.8 | 1.0 | 5.14 |

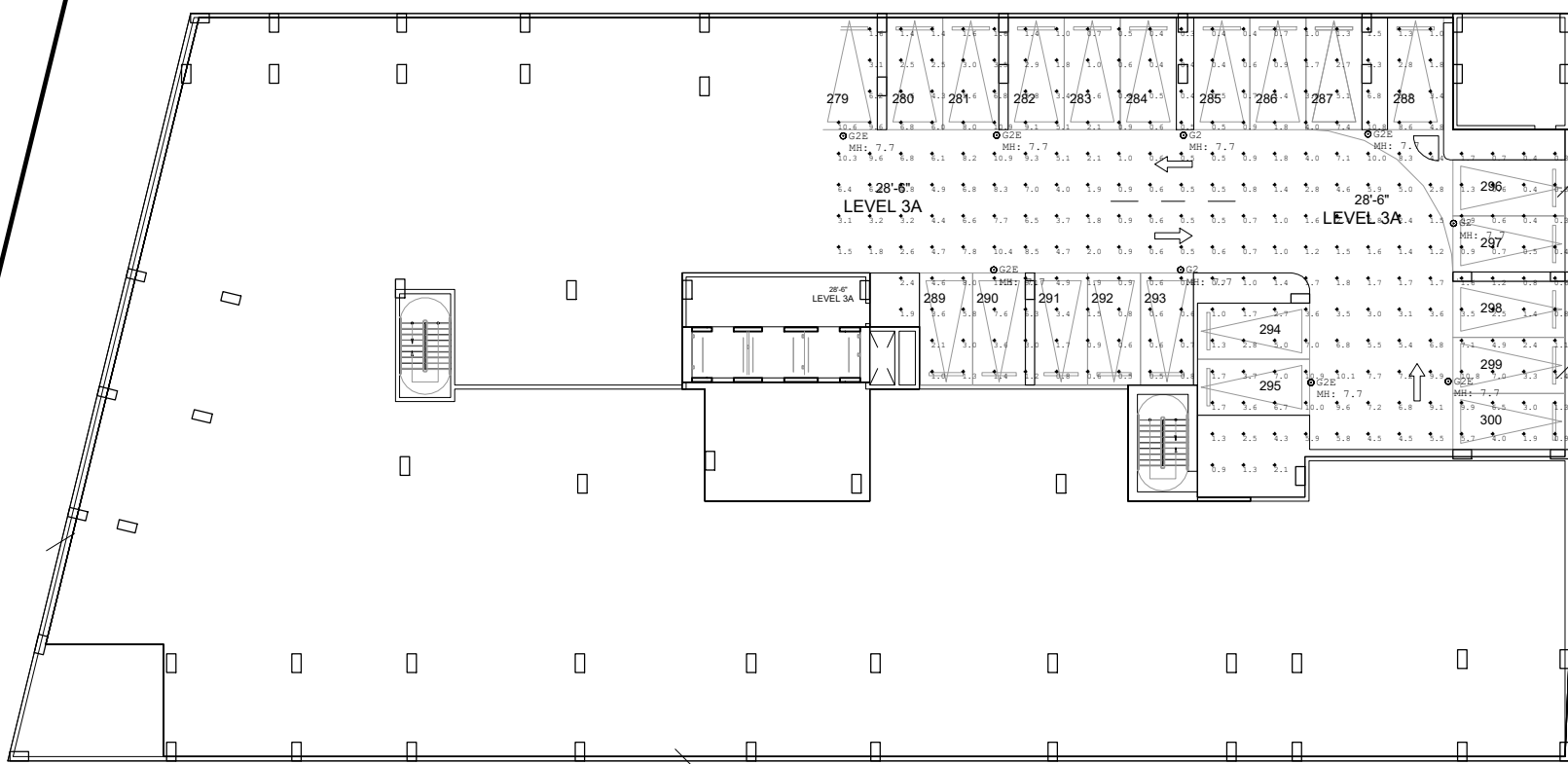
| Luminaire Schedule | | | | | | |
|--------------------|-----|-------|-------------|---|-------|---------------------|
| Symbol | Qty | Label | Arrangement | Description | LLF | Luminaire Lumens |
| ⊙ | 4 | 02F | Single | SLD Lighting PG L8100 03 F38 (32W) (Connected to Generator) | 0.900 | 4480 |
| ⊙ | 3 | 02 | Single | SLD Lighting PG L8100 03 F38 (32W) | 0.900 | 4480 |
| | | | | | | Total Watts |
| | | | | | | 192 |
| | | | | | | 32 |



LEVEL 3.5
PHOTOMETRICS - NORMAL
SCALE: 1"= 30'-0"

| Calculation Summary | | | | | | |
|----------------------|-------------|-------|------|------|-----|---------|
| Label | CalcType | Units | Avg | Max | Min | Max/Min |
| Parking Garage Floor | Illuminance | Fc | 5.31 | 11.5 | 0.8 | 11.03 |

| Luminaire Schedule | | | | | | |
|--------------------|-----|-------|-------------|---|-------|---------------------|
| Symbol | Qty | Label | Arrangement | Description | LLF | Luminaire Lumens |
| ⊙ | 4 | 02F | Single | SLD Lighting PG L8100 03 F38 (32W) (Connected to Generator) | 0.900 | 4480 |
| ⊙ | 3 | 02 | Single | SLD Lighting PG L8100 03 F38 (32W) | 0.900 | 4480 |
| | | | | | | Total Watts |
| | | | | | | 192 |
| | | | | | | 32 |



LEVEL 3.5
PHOTOMETRICS - EMERGENCY
SCALE: 1"= 30'-0"